# Figure 1: Generation of Hazardous Wastes and Other Wastes in 2001

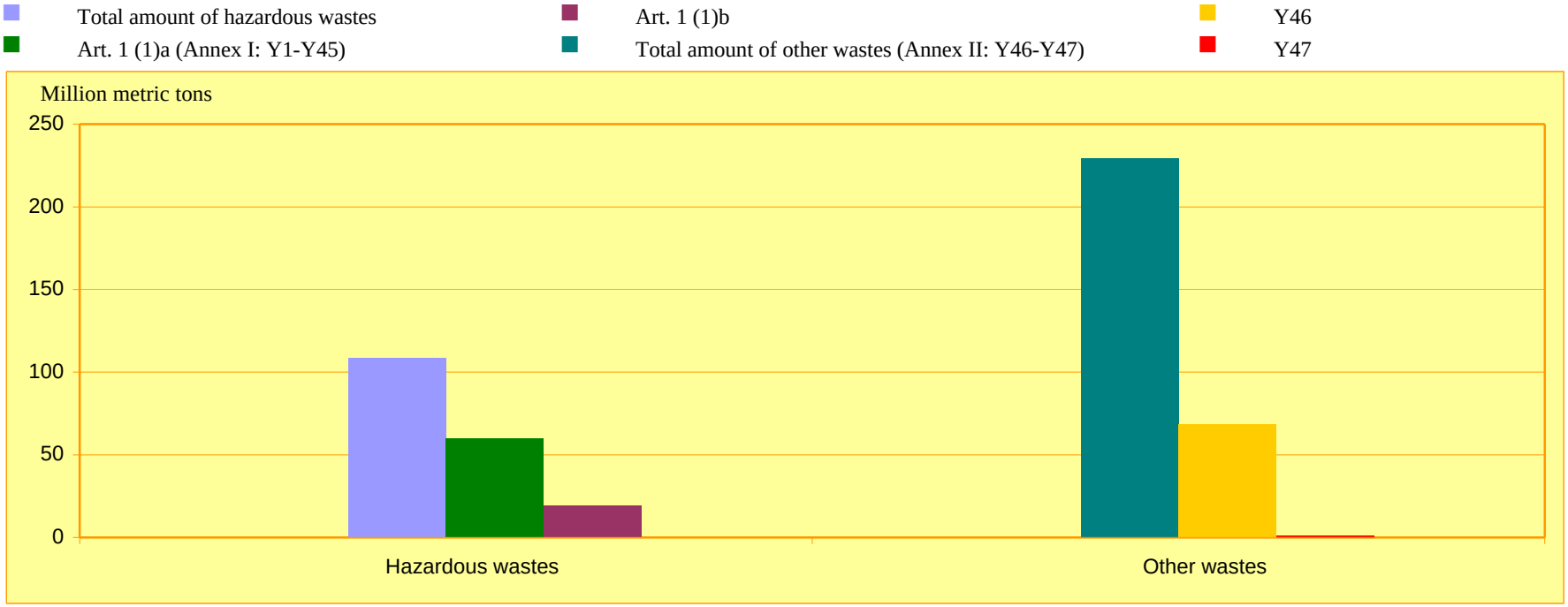


The The sum of the wastes generated under Art. 1 (1)a (Annex I: Y1-Y45) and under Art. 1 (1)b does not match the total amount of hazardous wastes generated . Some Parties do not provide the amounts separately for wastes generated under Art. 1 (1)a (Annex I: Y1-Y45) and Art. 1 (1)b, instead they provide only the total amount of hazardous wastes generated.

The sum of the wastes generated under Y46 and under Y47 does not match the total amount of other wastes generated. Some Parties do not provide the amounts separately for wastes generated under Y46 and Y47, instead they provide only the total amount of other wastes generated.

Source: Secretariat of the Basel Convention (data as reported by Parties).
Disclaimer: Due to variation in national reporting, these figures are not directly comparable and should be used with caution.
http://www.basel.int/
Email: sbc@unep.ch

# Figure 2: Generation of Hazardous Wastes by Y1-Y18 categories in 2001

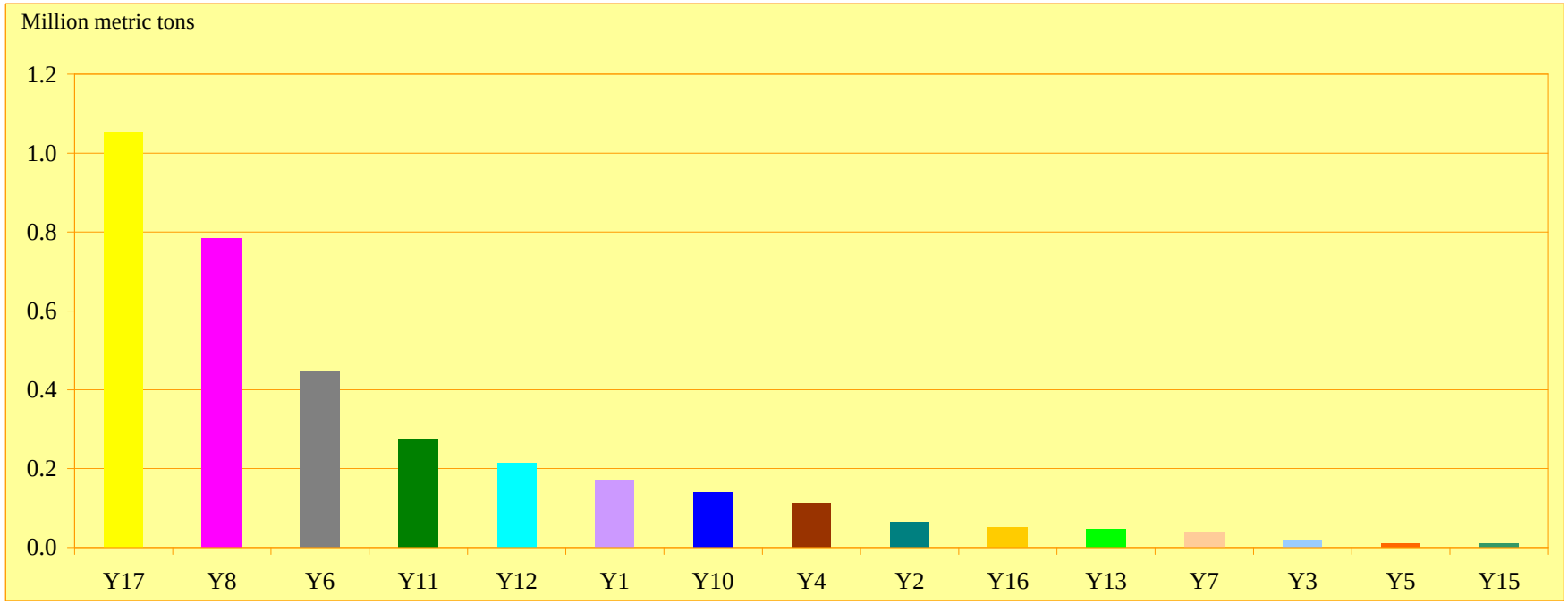


Figures < 10 000 metric tons are not included (Y14).
Figures > 1 500 000 metric tons are not included (Y9 and Y18).
For figures refer to Table 2b: Generation of Hazardous Wastes and Other Wastes by Y-codes in 2000 (as reported by Parties).

Source: Secretariat of the Basel Convention (data as reported by Parties).
Disclaimer: Due to variation in national reporting, these figures are not directly comparable and should be used with caution.
http://www.basel.int/
Email: sbc@unep.ch

# Figure 3: Generation of Hazardous Wastes by Y19-Y45 categories in 2001

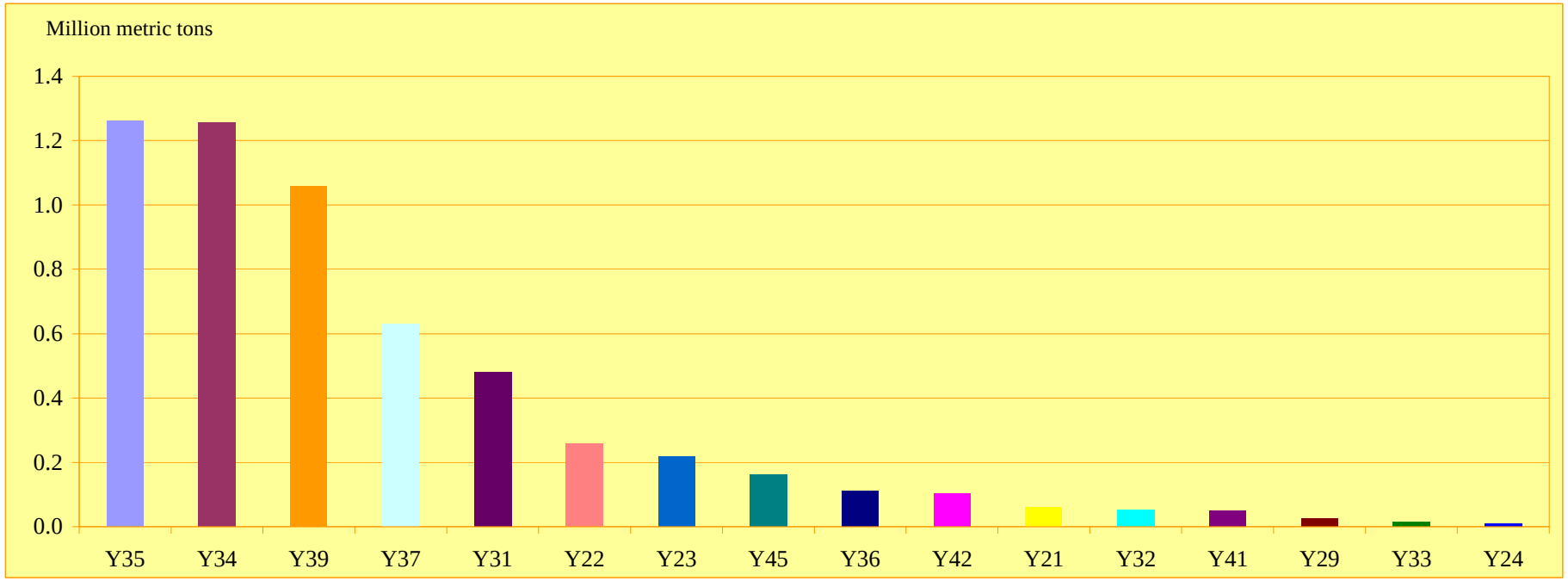


Figures < 5 000 metric tons are not included (Y19, Y20, Y25, Y26, Y27, Y28, Y30, Y38, Y40, Y43 and Y44).
For figures refer to Table 2b: Generation of Hazardous Wastes and Other Wastes by Y-codes in 2000 (as reported by Parties).

Source: Secretariat of the Basel Convention (data as reported by Parties).
Disclaimer: Due to variation in national reporting, these figures are not directly comparable and should be used with caution.
http://www.basel.int/
Email: sbc@unep.ch

# Figure 4: Transboundary Movements of Hazardous Wastes and Other Wastes among all reporting Parties in 2001

Y1-Y18: Waste streams
Y19-Y45: Wastes having as constituents
Art. 1(1)b: Wastes considered as hazardous by domestic legislation
Y46-Y47: Wastes requiring special consideration

Export
Import

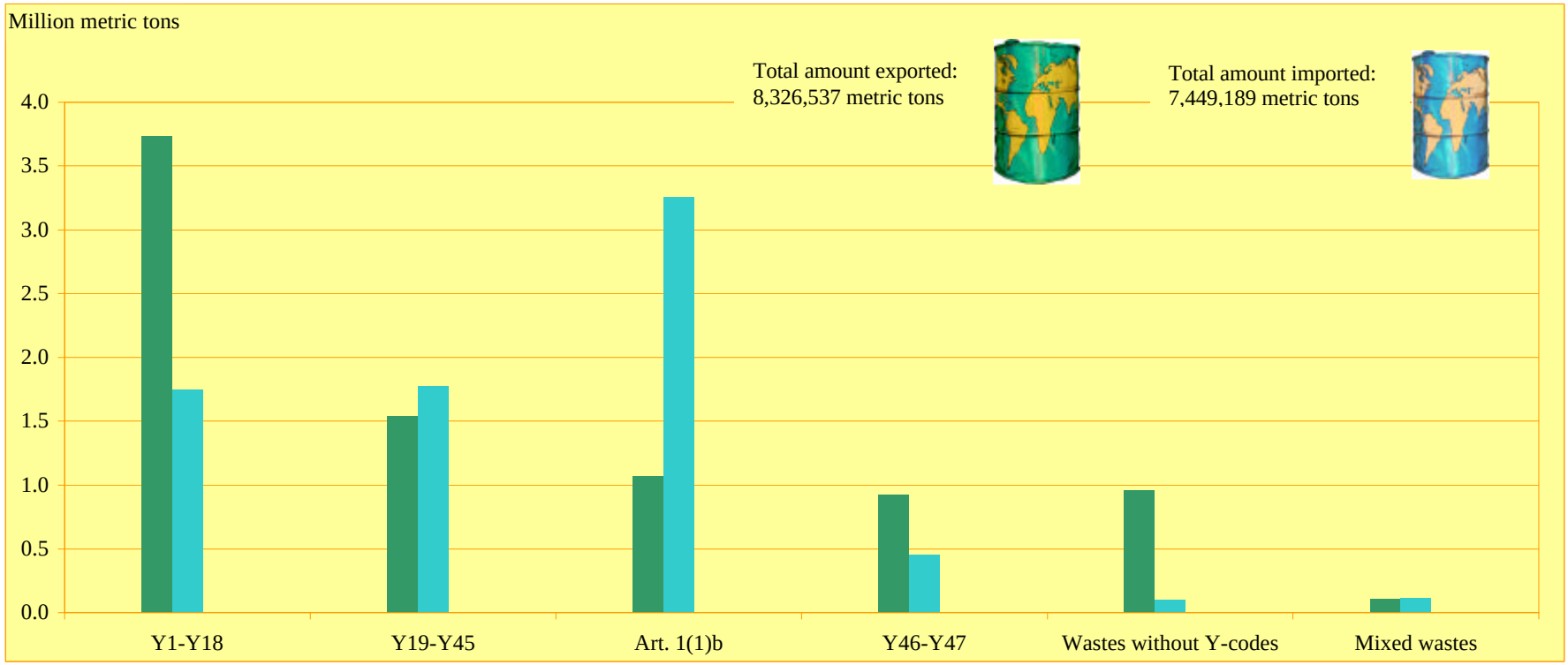


Source: Secretariat of the Basel Convention (data as reported by Parties).
Disclaimer: Due to variation in national reporting, these figures are not directly comparable and should be used with caution.
http://www.basel.int/
Email: sbc@unep.ch

# Figure 5: Transboundary Movements of Hazardous Wastes and Other Wastes for *Disposal* among all reporting Parties in 2001

D1, D2, D4: landfill, land treatment
D3, D12: underground storage
D5: specially engineered landfill
D8: biological treatment
D9: physico chemical treatment
D10: incineration
D13, D14, D15: blending, repackaging, interim storage

Export
Import

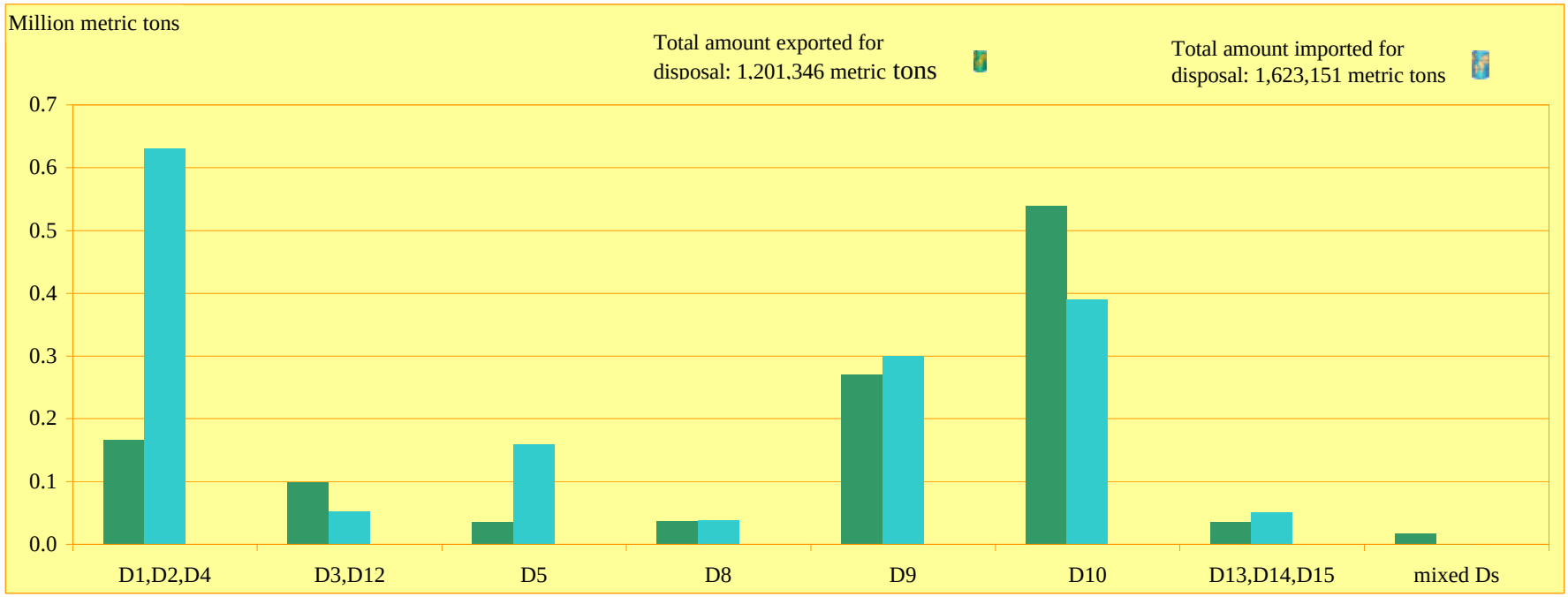


Unspecified D operations not included: there was no import for unspecified D operations; export for unspecified D operations: 1,118 metric tons.
Import for mixed D operations: 630 metric tons.

Source: Secretariat of the Basel Convention (data as reported by Parties).
Disclaimer: Due to variation in national reporting, these figures are not directly comparable and should be used with caution.
http://www.basel.int/
Email: sbc@unep.ch

# Figure 6: Transboundary Movements of Hazardous Wastes and Other Wastes for *Recycling* among all reporting Parties in 2001

R1: energy
R2, R3, R6: solvents, organics, acids, bases
R4, R5, R8: metals, inorganics, catalysts
R7, R10, R11, R13: residual materials
R9: re-refining of used oil

Export
Import

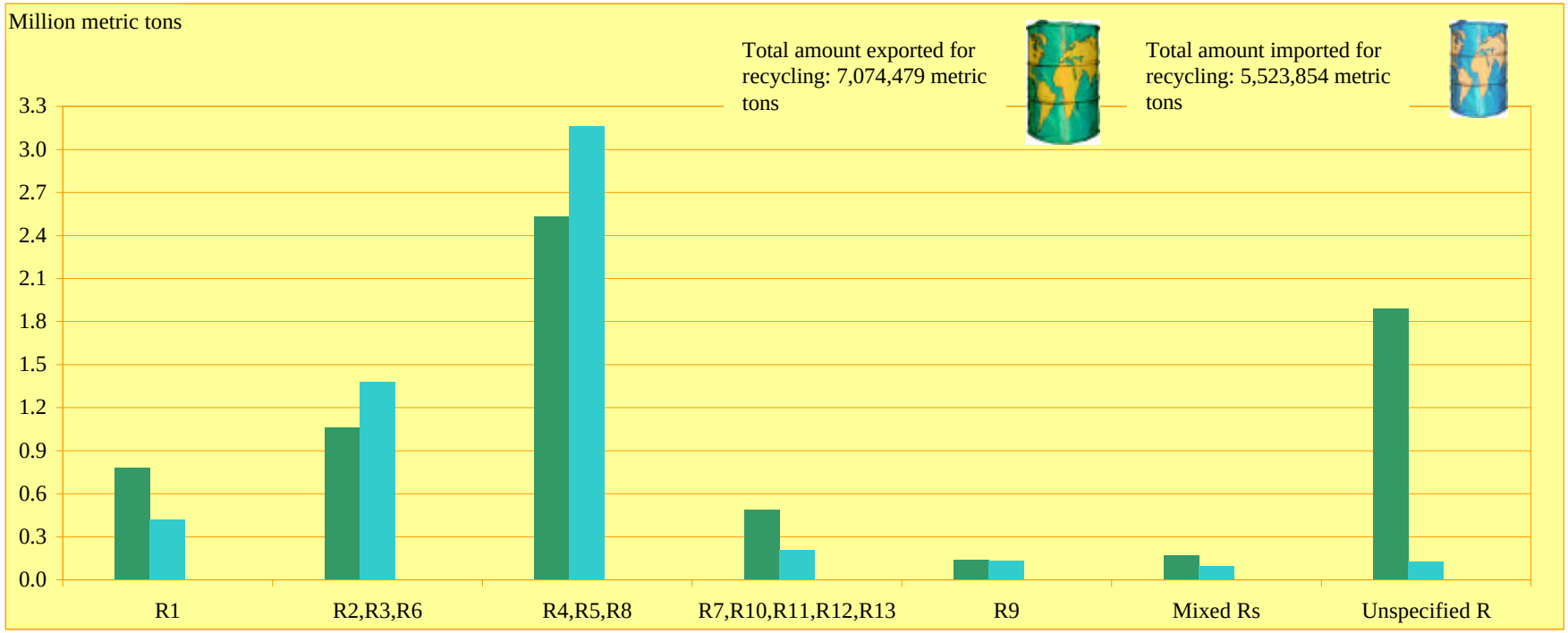


Source: Secretariat of the Basel Convention (data as reported by Parties).
Disclaimer: Due to variation in national reporting, these figures are not directly comparable and should be used with caution.
http://www.basel.int/
Email: sbc@unep.ch

# Figure 7: Transboundary Movements of Hazardous Wastes and Other Wastes *by Operation* among all reporting Parties in 2001

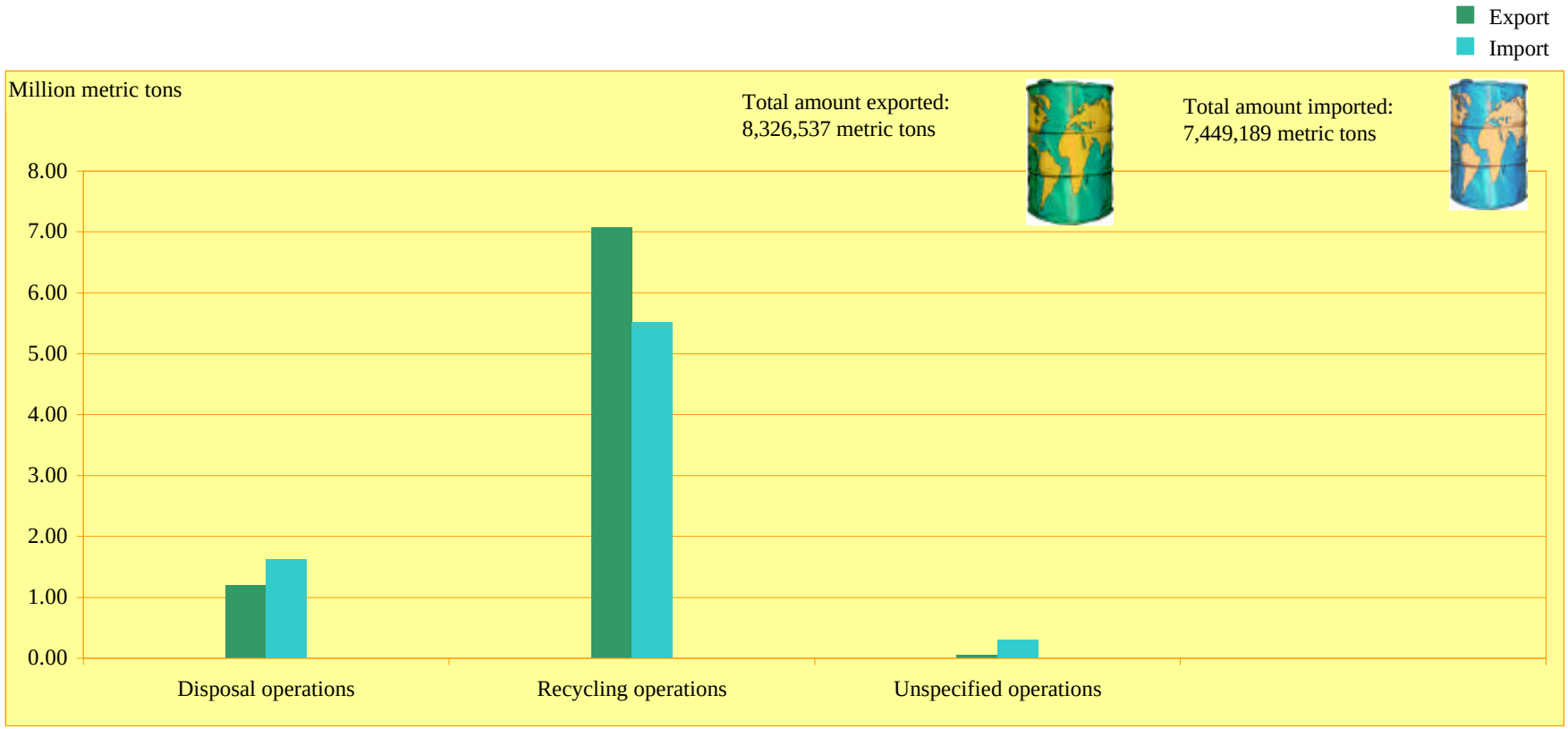


Source: Secretariat of the Basel Convention (data as reported by Parties).
Disclaimer: Due to variation in national reporting, these figures are not directly comparable and should be used with caution.
http://www.basel.int/
Email: sbc@unep.ch

# Figure 8: Transboundary Movements of Hazardous Wastes and Other Wastes among non-OECD reporting Parties in 2001

Y1-Y18: Waste streams
Y19-Y45: Wastes having as constituents
Art. 1(1)b: Wastes considered as hazardous by domestic legislation
Y46-Y47: Wastes requiring special consideration

Export
Import

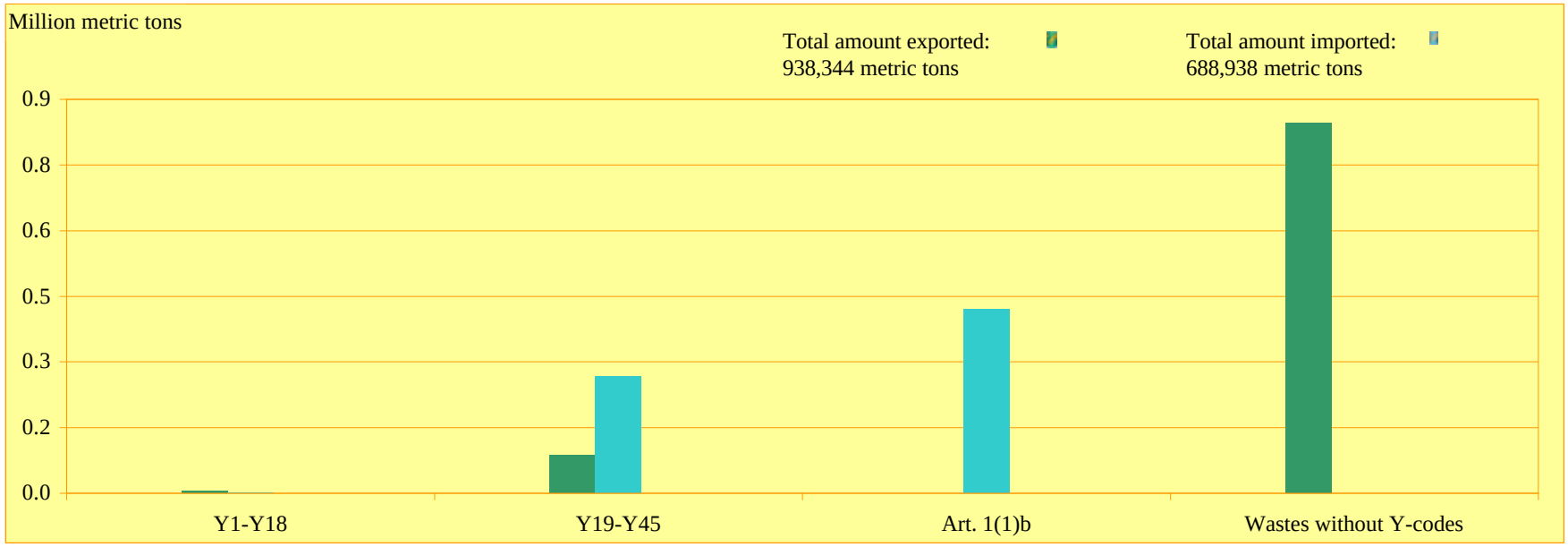


Import of waste streams (Y1-Y18): 1,590 metric tons. There was no export of Art. 1(1)b wastes. There was no export or no import of Y46-Y47 (wastes requiring special consideration). Import of wastes without Y-codes: 0.072 metric tons. There was no export and no import of mixed wastes.

Source: Secretariat of the Basel Convention (data as reported by Parties).
Disclaimer: Due to variation in national reporting, these figures are not directly comparable and should be used with caution.
http://www.basel.int/
Email: sbc@unep.ch

# Figure 9: Transboundary Movements of Hazardous Wastes and Other Wastes for *Recycling* among non-OECD reporting Parties in 2001

R1: energy
R2, R3, R6: solvents, organics, acids, bases
R4, R5, R8: metals, inorganics, catalysts
R7, R10, R11, R13: residual materials
R9: re-refining of used oil

Export
Import

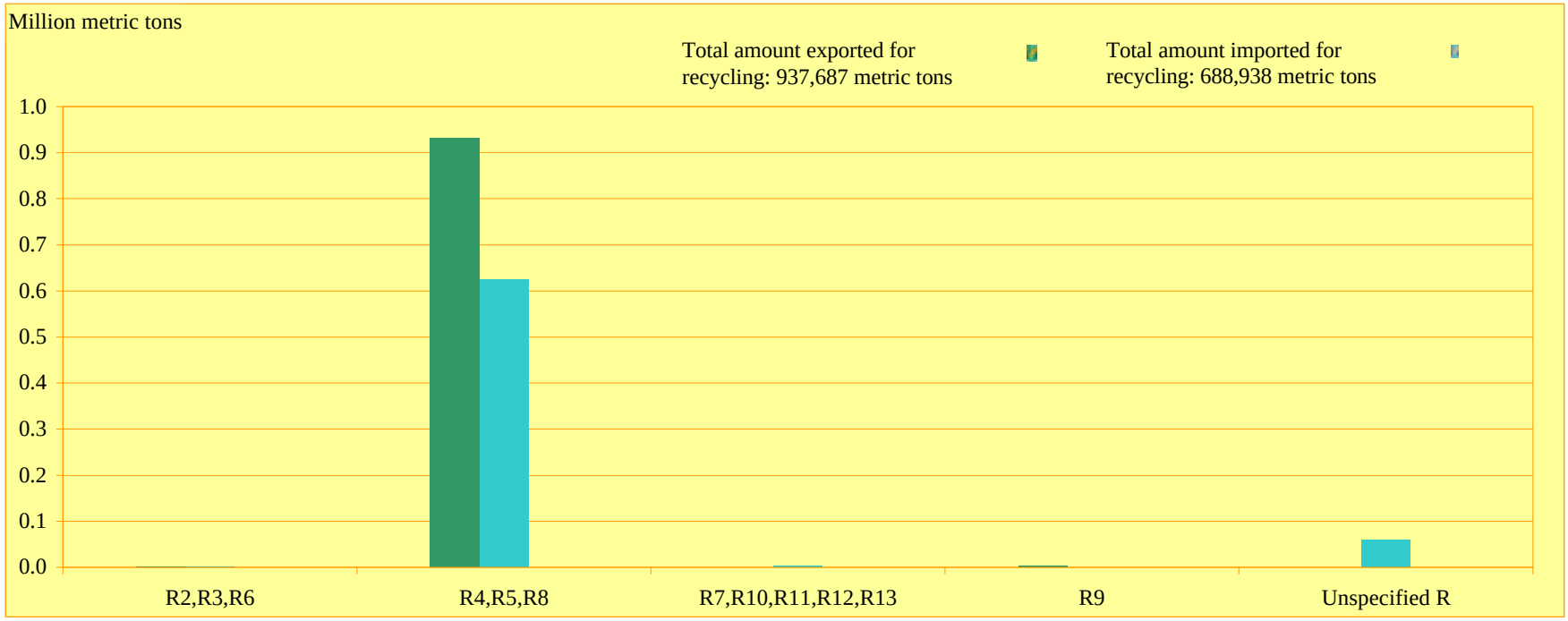


There was no import or export for R1. Import for R2,R3 and R6: 1,484 metric tons. There was no export for R7,R10,R11,R12 and R13. There was no import for R9. Mixed Rs not included: there was no import for Mixed Rs; export for Mixed Rs: 120 metric tons. There was no export for Unspecified R.

Source: Secretariat of the Basel Convention (data as reported by Parties).
Disclaimer: Due to variation in national reporting, these figures are not directly comparable and should be used with caution.
http://www.basel.int/
Email: sbc@unep.ch

# Figure 10: Transboundary Movements of Hazardous Wastes and Other Wastes *by Operation* among non-OECD reporting Parties in 2001

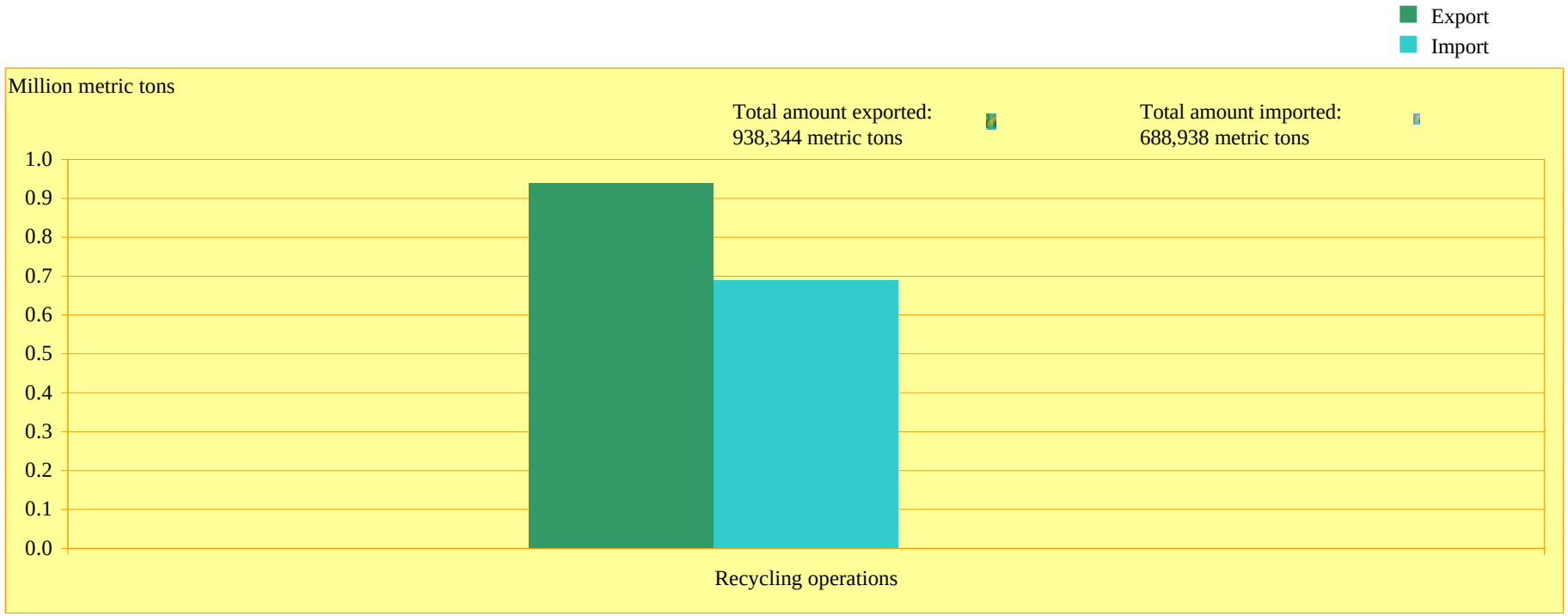


There was no export and no import for disposal operations.
Unspecified operations not included: there was no import for Unspecified operations; export for Unspecified operations: 658 metric tons.

Source: Secretariat of the Basel Convention (data as reported by Parties).
Disclaimer: Due to variation in national reporting, these figures are not directly comparable and should be used with caution.
http://www.basel.int/
Email: sbc@unep.ch

# Figure 11: Transboundary Movements of Hazardous Wastes and Other Wastes among OECD reporting Parties in 2001

Y1-Y18: Waste streams
Y19-Y45: Wastes having as constituents
Art. 1(1)b: Wastes considered as hazardous by domestic legislation
Y46-Y47: Wastes requiring special consideration

Export
Import

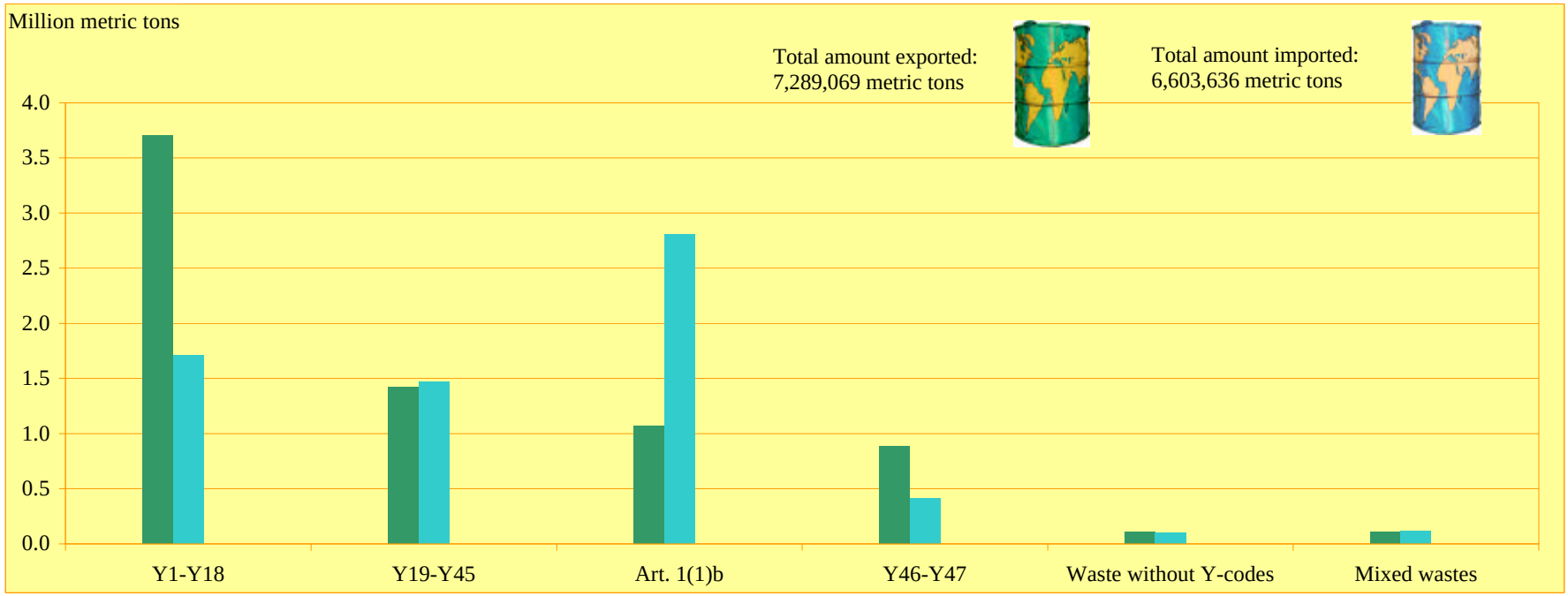


Source: Secretariat of the Basel Convention (data as reported by Parties).
Disclaimer: Due to variation in national reporting, these figures are not directly comparable and should be used with caution.
http://www.basel.int/
Email: sbc@unep.ch

# Figure 12: Transboundary Movements of Hazardous Wastes and Other Wastes for *Disposal* among OECD reporting Parties in 2001

D1, D2, D4: landfill, land treatment
D3, D12: underground storage
D5: specially engineered landfill
D8: biological treatment
D9: physico chemical treatment
D10: incineration
D13, D14, D15: blending, repackaging, interim storage

Export
Import

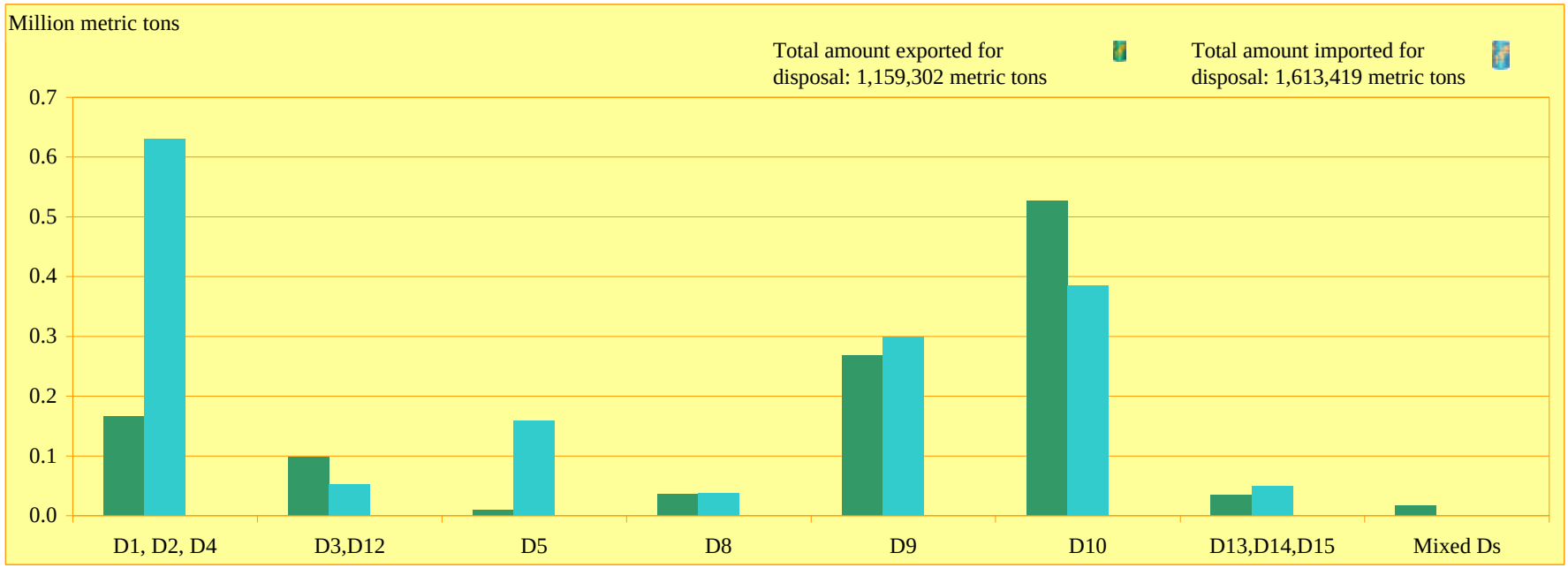


Import for Mixed D operations: 5 metric tons. Unspecified D operations not included: export for unspecified D operations: 1,118 metric tons; there was no import for unspecified D operations.

Source: Secretariat of the Basel Convention (data as reported by Parties).
Disclaimer: Due to variation in national reporting, these figures are not directly comparable and should be used with caution.
http://www.basel.int/
Email: sbc@unep.ch

# Figure 13: Transboundary Movements of Hazardous Wastes and Other Wastes for *Recycling* among OECD reporting Parties in 2001

R1: energy
R2, R3, R6: solvents, organics, acids, bases
R4, R5, R8: metals, inorganics, catalysts
R7, R10, R11, R12, R13: residual materials
R9: re-refining of used oil

Export
Import

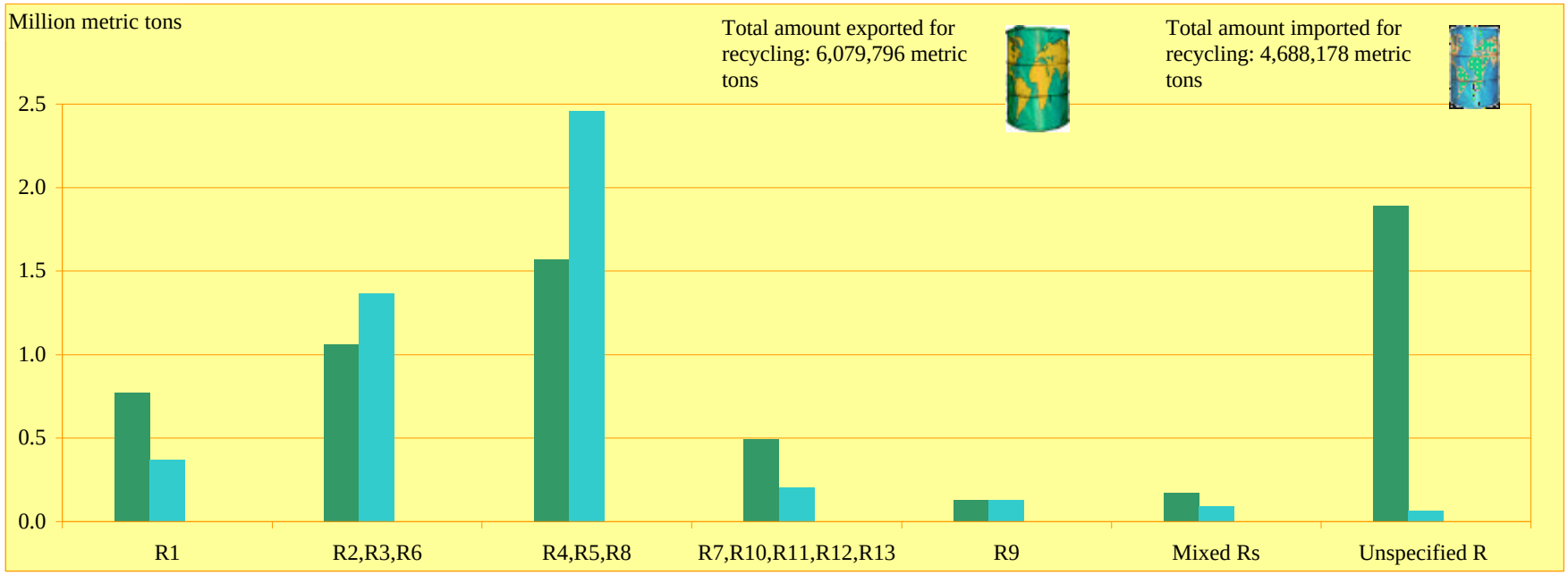


Source: Secretariat of the Basel Convention (data as reported by Parties).
Disclaimer: Due to variation in national reporting, these figures are not directly comparable and should be used with caution.
http://www.basel.int/
Email: sbc@unep.ch

# Figure 14: Transboundary Movements of Hazardous Wastes and Other Wastes *by Operation* among OECD reporting Parties in 2001

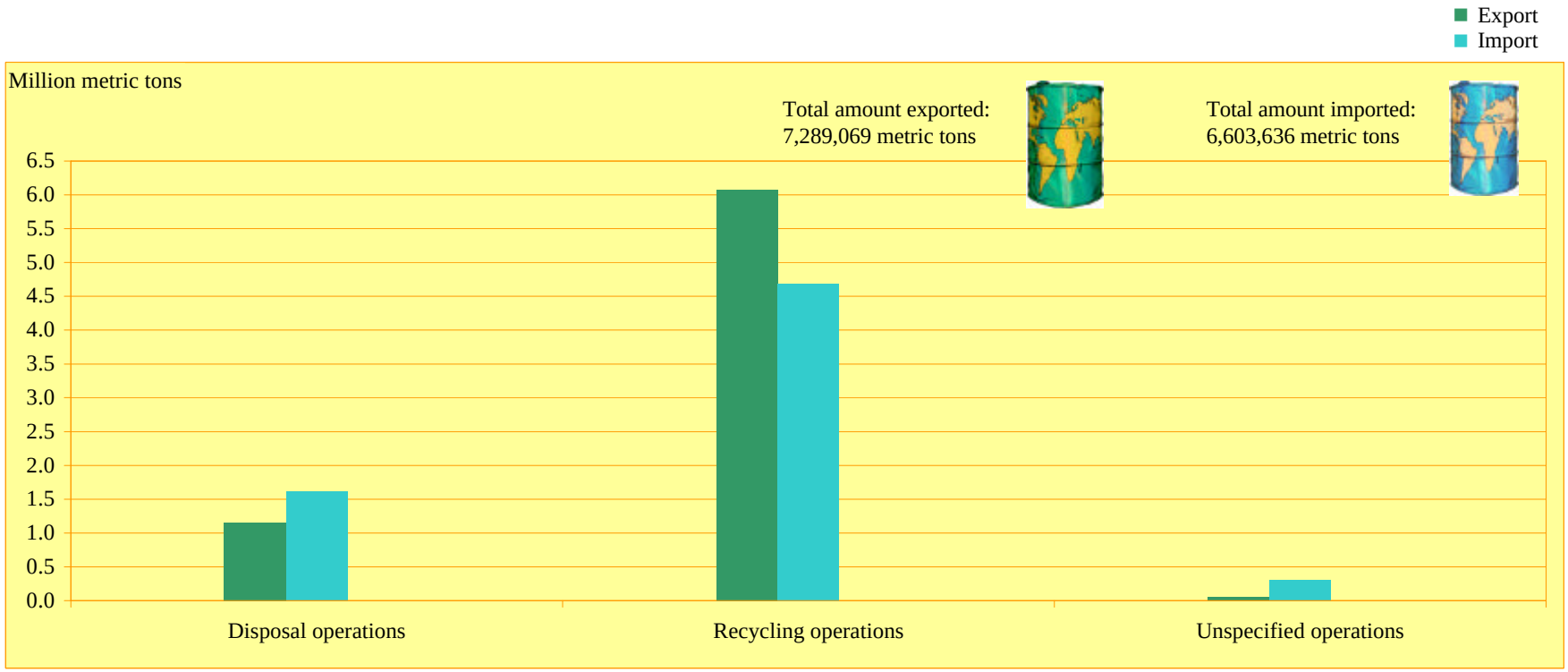


Source: Secretariat of the Basel Convention (data as reported by Parties).
Disclaimer: Due to variation in national reporting, these figures are not directly comparable and should be used with caution.
http://www.basel.int/
Email: sbc@unep.ch

# Figure 15: Transboundary Movements of Hazardous Wastes and Other Wastes <u>from non-OECD to OECD</u> reporting Parties in 2001

Y1-Y18: Waste streams
Y19-Y45: Wastes having as constituents
Art. 1(1)b: Wastes considered hazardous by domestic legislation
Y46-Y47: Wastes requiring special consideration

Export
Import

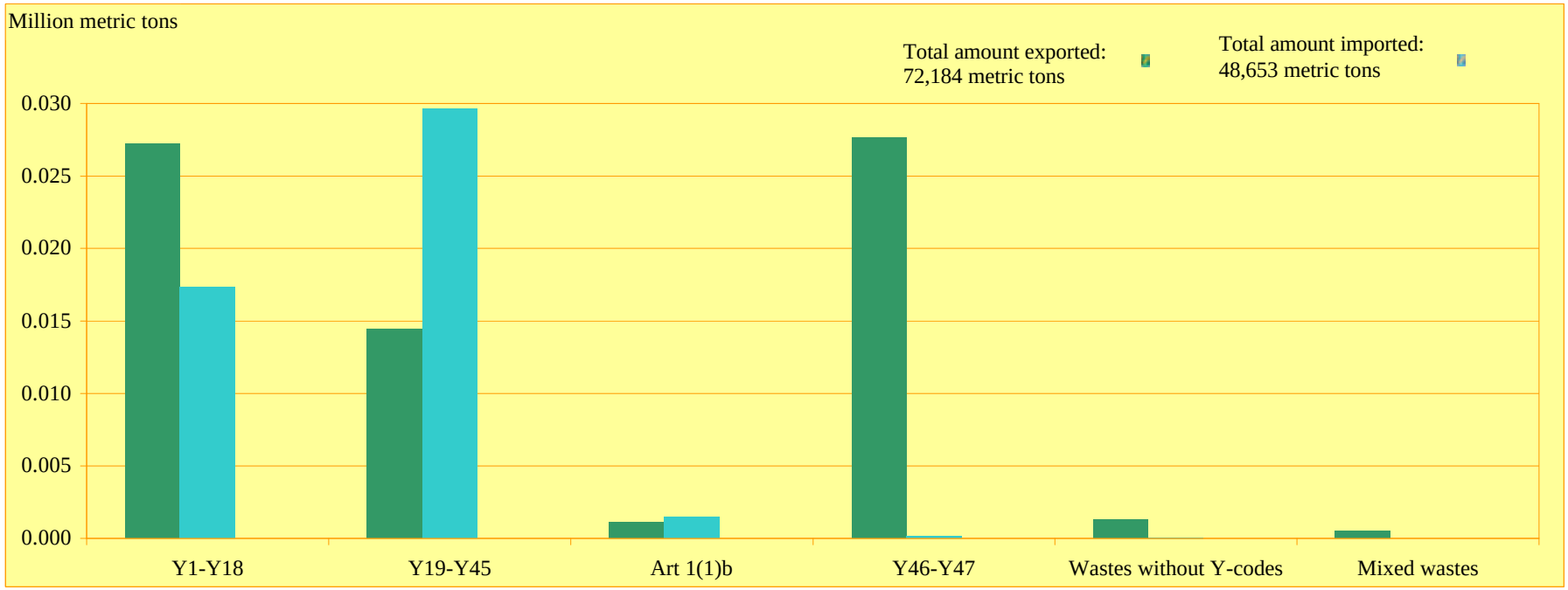


Import of wastes without Y-codes: 10 metric tons. There was no import of mixed wastes.

Source: Secretariat of the Basel Convention (data as reported by Parties).
Disclaimer: Due to variation in national reporting, these figures are not directly comparable and should be used with caution.
http://www.basel.int/
Email: sbc@unep.ch

# Figure 16: Transboundary Movements of Hazardous Wastes and Other Wastes for *Disposal* from non-OECD to OECD reporting Parties in 2001

D1, D2, D4: landfill, land treatment
D3, D12: underground storage
D5: specially engineered landfill
D8: biological treatment
D9: physico chemical treatment
D10: incineration
D13, D14, D15: blending, repackaging, interim storage

Export
Import

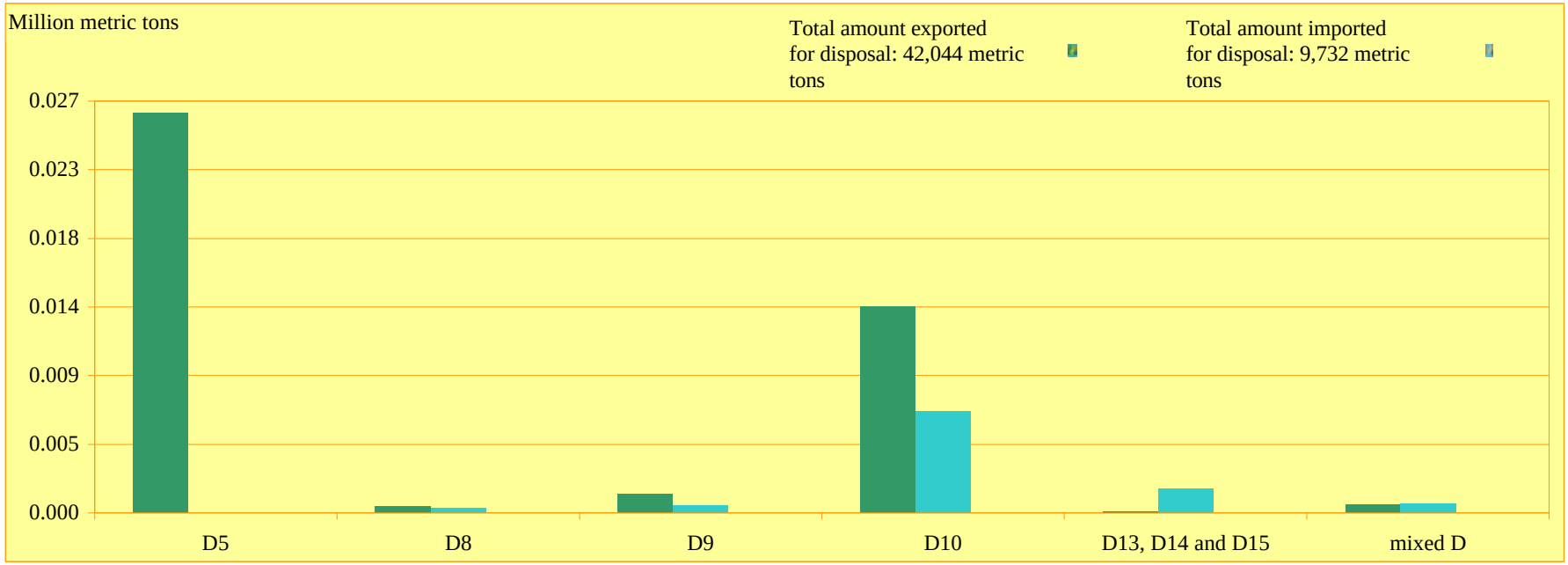


There was no import or export for D1, D2 and D4 operations; and unspecified D operations. D3 and D12 operations not included: export for D3 and D12 operations: 18 metric tons; import for D3 and D12 operations: 24 metric tons. There was no import for D5 operations.

Source: Secretariat of the Basel Convention (data as reported by Parties).
Disclaimer: Due to variation in national reporting, these figures are not directly comparable and should be used with caution.
http://www.basel.int/
Email: sbc@unep.ch

# Figure 17: Transboundary Movements of Hazardous Wastes and Other Wastes for *Recycling* from non-OECD to OECD reporting Parties in 2001

R1: energy
R2, R3, R6: solvents, organics, acids, bases
R4, R5, R8: metals, inorganics, catalysts
R7, R10, R11, R13: residual materials
R9: re-refining of used oil

Export
Import

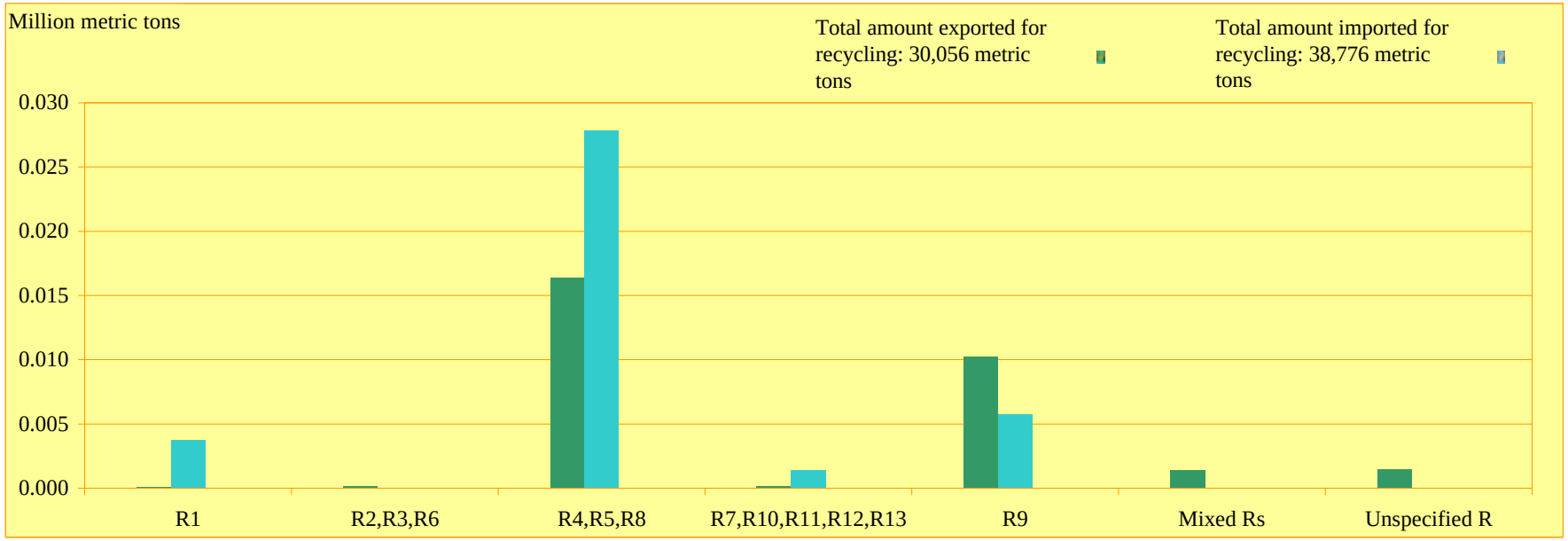


There was no import for R2, R3 and R6 operations; for Mixed Rs operations; and for Unspecified R operations.

Source: Secretariat of the Basel Convention (data as reported by Parties).
Disclaimer: Due to variation in national reporting, these figures are not directly comparable and should be used with caution.
http://www.basel.int/
Email: sbc@unep.ch

# Figure 18: Transboundary Movements of Hazardous Wastes and Other Wastes *by Operation* from non-OECD to OECD reporting Parties in 2001

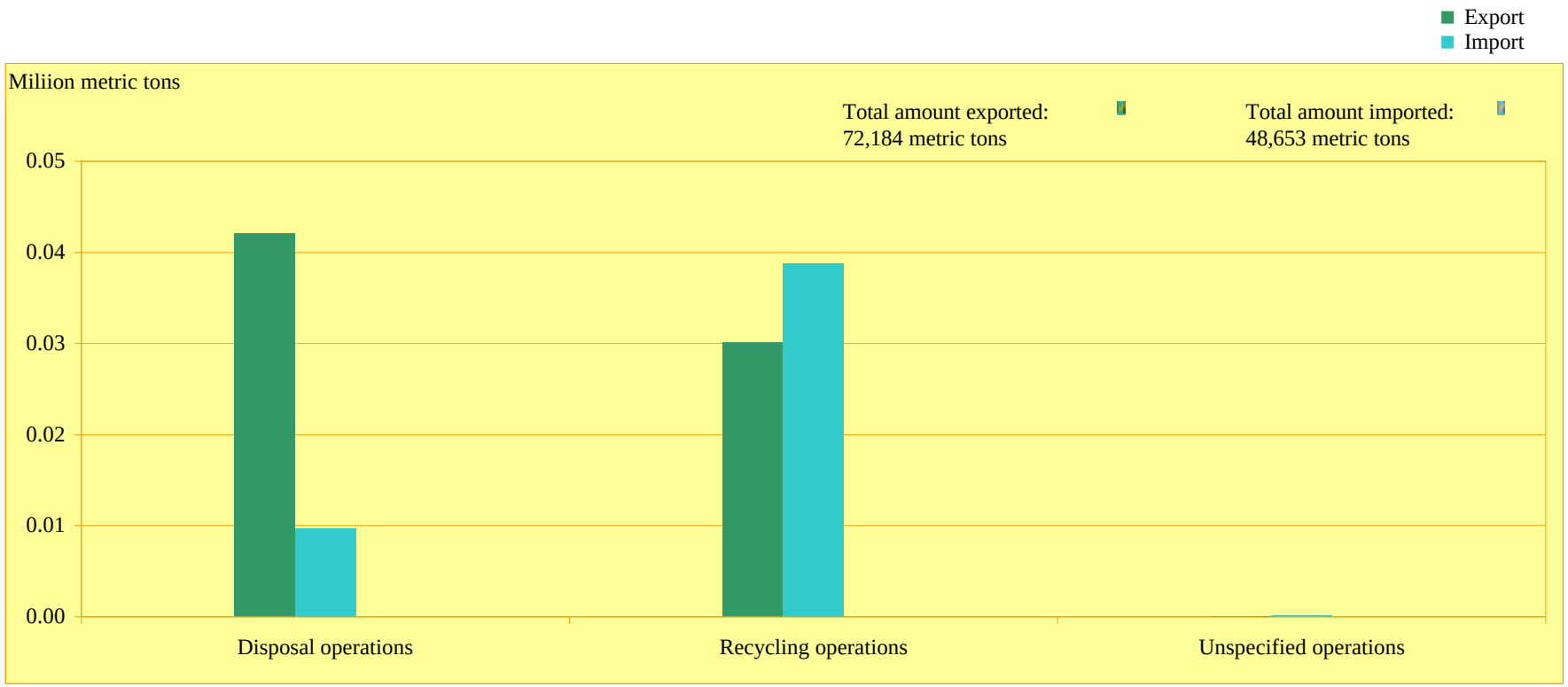


Export for Unspecified operations: 85 metric tons.

Source: Secretariat of the Basel Convention (data as reported by Parties).
Disclaimer: Due to variation in national reporting, these figures are not directly comparable and should be used with caution.
http://www.basel.int/
Email: sbc@unep.ch

# Figure 19: Transboundary Movements of Hazardous Wastes and Other Wastes from OECD to non-OECD reporting Parties in 2001

Y1-Y18: Waste streams
Y19-Y45: Wastes having as constituents
Art. 1(1)b: Wastes considered as hazardous by domestic legislation
Y46-Y47: Wastes requiring special consideration

Export
Import

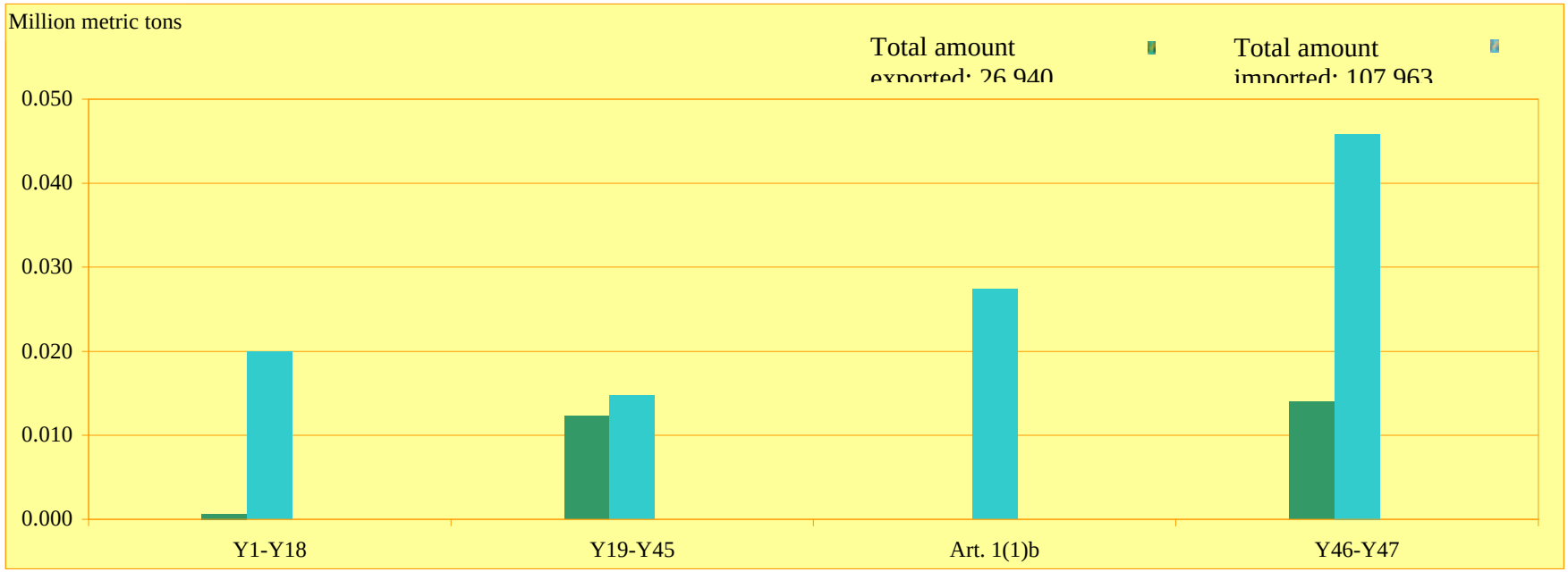


There was no export of Art. 1(1)b wastes. There was no export or import of wastes without Y-codes and mixed Y-wastes.

Source: Secretariat of the Basel Convention (data as reported by Parties).
Disclaimer: Due to variation in national reporting, these figures are not directly comparable and should be used with caution.
http://www.basel.int/
Email: sbc@unep.ch

# Figure 20: Transboundary Movements of Hazardous Wastes and Other Wastes for *Recycling* from OECD to non-OECD reporting Parties in 2001

R1: energy
R2, R3, R6: solvents, organics, acids, bases
R4, R5, R8: metals, inorganics, catalysts
R7, R10, R11, R13: residual materials
R9: re-refining of used oil

Export
Import

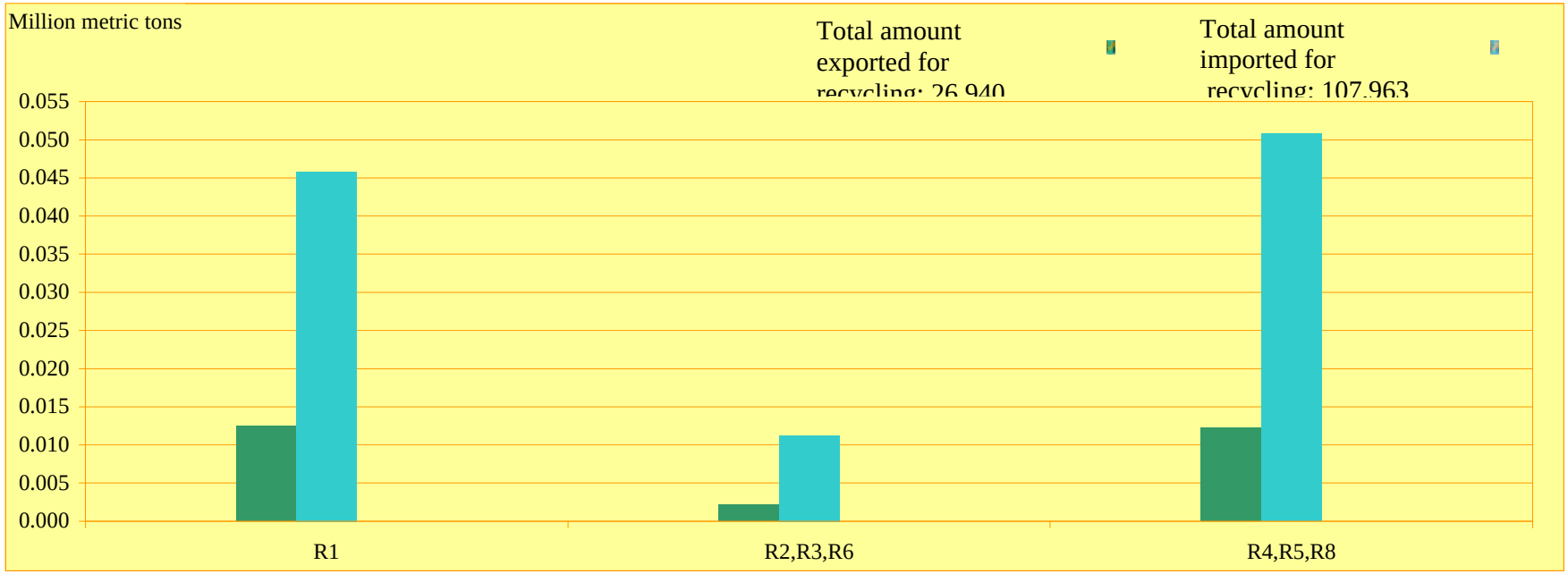


There was no export or import for R7, R10, R11, R12 and R13 operations; for R9; and for Mixed R operations. Unspecified R operations not included: there was no export for Unspecified R operations; import for Unspecified R operations: 100 metric tons.

Source: Secretariat of the Basel Convention (data as reported by Parties).
Disclaimer: Due to variation in national reporting, these figures are not directly comparable and should be used with caution.
http://www.basel.int/
Email: sbc@unep.ch

# Figure 21: Transboundary Movements of Hazardous Wastes and Other Wastes *by Operation* from OECD to non-OECD reporting Parties in 2001

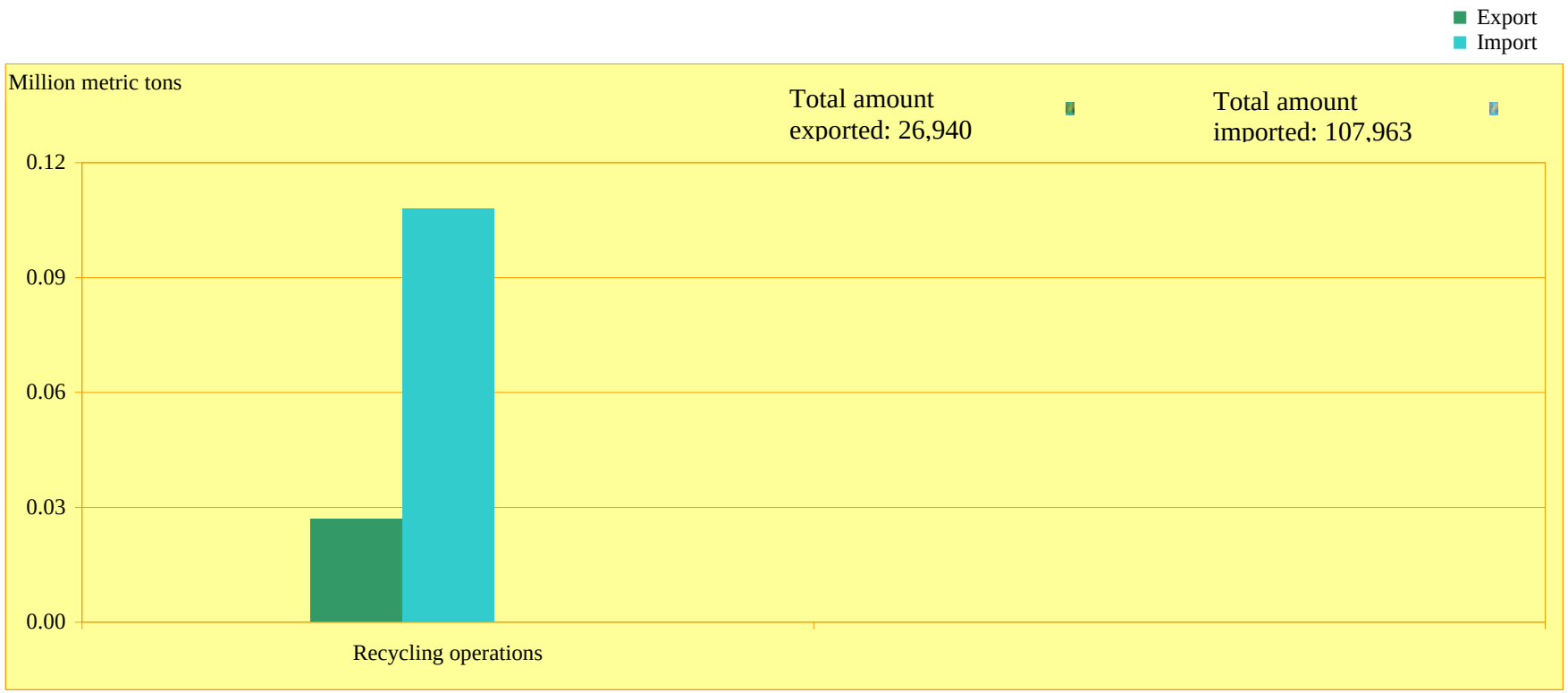


There was no export or import for Disposal operations. There was no export or import for unspecified operations.

Source: Secretariat of the Basel Convention (data as reported by Parties).
Disclaimer: Due to variation in national reporting, these figures are not directly comparable and should be used with caution.
http://www.basel.int/
Email: sbc@unep.ch